LHTR

Self-regulating heating cables

- The LHTR self-regulating heating cables provide freeze protection and low-temperature maintenance for long line applications. The LHTR heating cables maintain process temperatures up to 150°F (65°C) and can withstand intermittent exposure to temperatures up to 185°F (85°C).
- The cables are configured for use in non- hazardous and hazardous locations, including areas where corrosives may be present.
- The LHTR heating cables provide long circuit length capability. They can be used for continuous circuit lengths up to 1125 feet (342 m) powered from a single source.LHTR cables are especially well suited for tracing long pipelines containing temperature sensitive fluids or where high reliability is required.

Heating cable construction



Application

Area classification	Nonhazardous and hazardous locations
Traced surface type	Metal and plastics
Chemical resistance	Organic and aqueous inorganic chemicals and corrosives
Supply Voltage	208–277 Vac

Temperature Rating

Maximum maintain or continuous exposure temperature (power on)	150°F (65°C)
Maximum intermittent exposure temperature, 1000 hours (power on or off)150°F (65°C)	185°F (85°C)
Minimum installation temperature	–40°F (–40°C)

Temperature ID Number (T-Rating)

T6, 185°F (85°C)
Temperature ID numbers are consistent with North America national electrical codes.

Product Characteristics LHTR2-CT

Minimum bend radius	@68°F (20°C): 0.5 in (12.0 mm)
Weight (lb. per 10 ft., nominal)	0.58
Bus wire size	10 AWG
Outer jacket color	Black
Heating cable dimensions	0.59 in x 0.30 in (15 mm x 7.6 mm)

Nominal Power Output Rating on Metal Pipes

	Adjustment factors	
	Power output	Circuit length
208 V	0.93	0.88
277 V	1.08	1.11

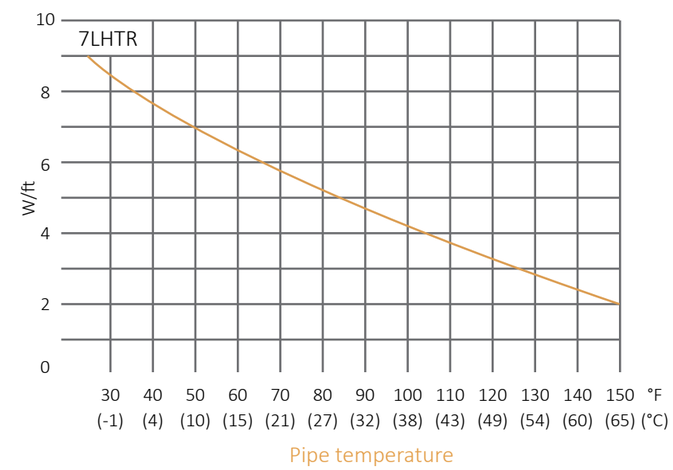

Maximum Circuit Lengths Based on Circuit Breaker Sizes

Ambient temperature at start-up		Maximum circuit length (in feet) per circuit breaker						
		240V						
		15A	20A	30A	40A	50A	60A	70A
7LHTR2-CT	40°F (4°C)	305	410	630	875	1125	1125	1125
	20°F (–7°C)	250	335	510	700	915	1125	1125
	0°F (–18°C)	210	280	425	585	755	955	1125
	–20°F (–29°C)	180	240	365	500	645	810	995
	–40°F (–40°C)	160	210	320	440	560	700	855

Сайт: https://samoreg.ru | Телефон: +7 (343) 237-25-22 | Почта: 1@2372522.ru

	Adjustment factors	
	Power output	Circuit length
208 V	0.86	0.83
277 V	1.11	1.13

Approvals

EAC

Power Temperature Curve

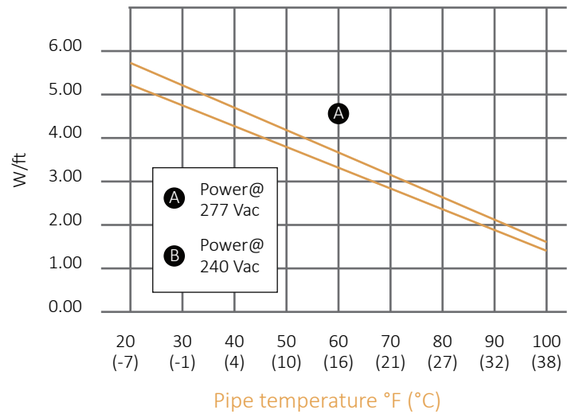

Maximum Circuit Lengths Based on Circuit Breaker Sizes
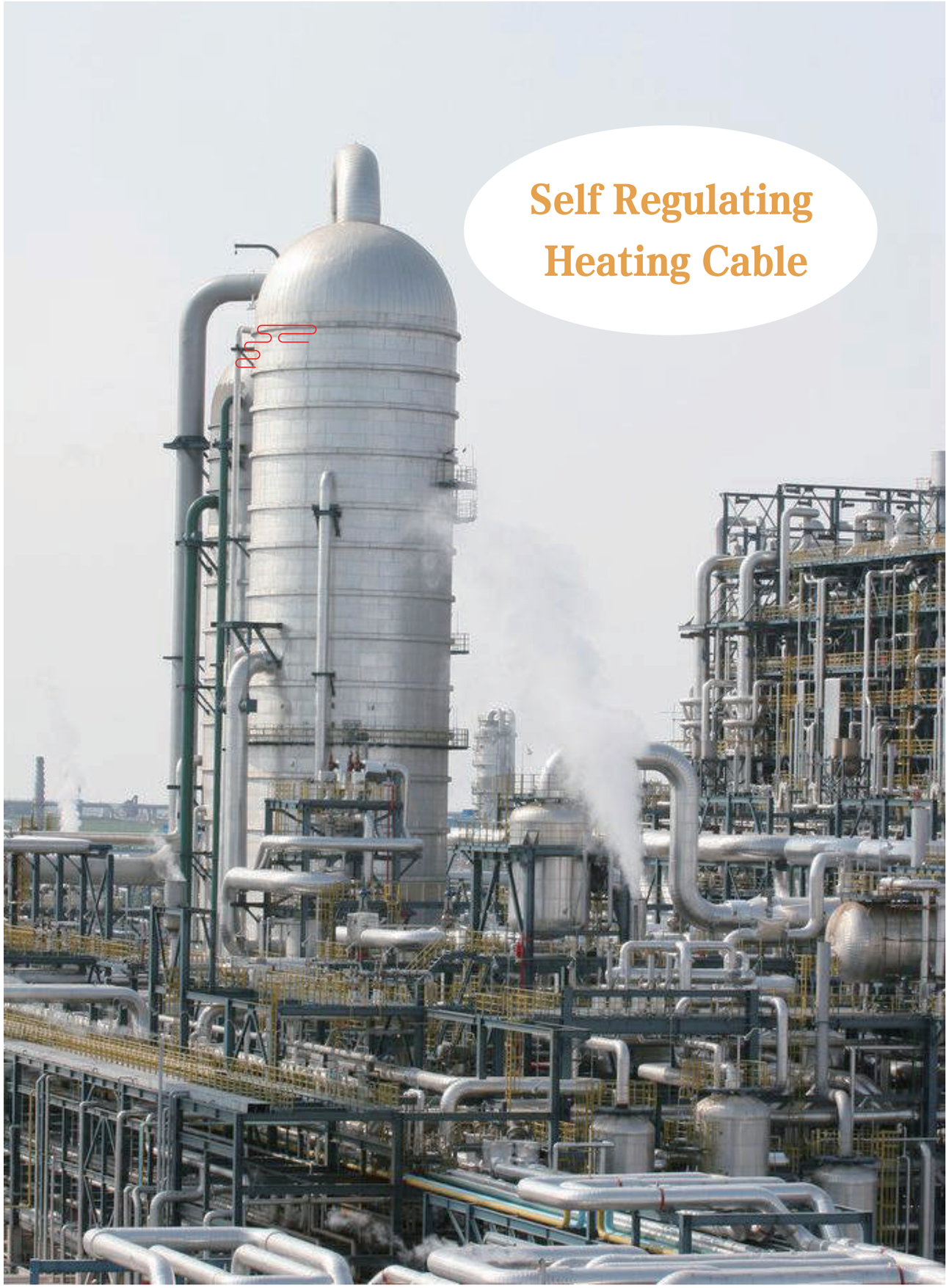
Ambient temperature at start-up		Maximum circuit length (in feet) per circuit breaker					
		240V					
		40A	50A	70A	40A	50A	70A
3.5LHTR2-CT	32°F (0°C)	1610	1720	1720	1700	2000	2000
	0°F (–18°C)	1180	1600	1710	1240	1670	2000
	-20°F (–29°C)	1010	1340	1700	1070	1410	2000
	–40°F (–40°C)	880	1160	1630	940	1230	1700
	–60°F (–51°C)	780	1030	1420	840	1100	1500